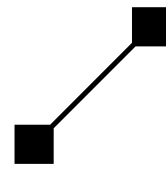


# BLUELIFT

[www.ruthmann.it](http://www.ruthmann.it)  
[www.bluelift.it](http://www.bluelift.it)



**RUTHMANN**  
professionals at work

# SA22



22 m

10,9 m

250 kg

max. 5,20 m  
min. 4,52 m

0,94 m / 1,97 m

2990 kg

4,0 m x 4,85 m

Honda iGX  
230V motor

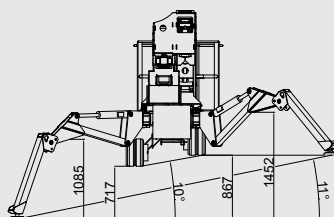
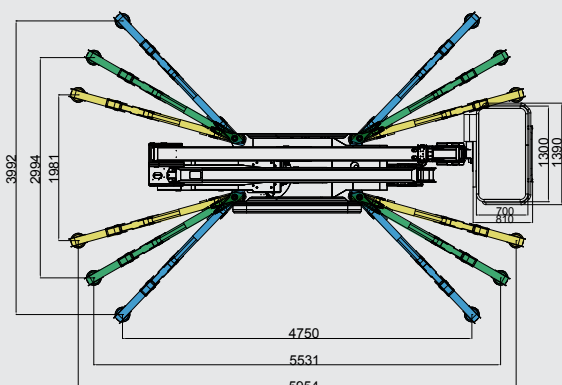
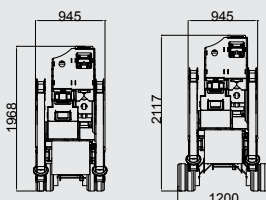
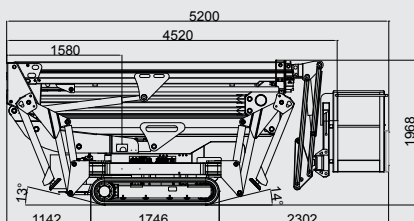
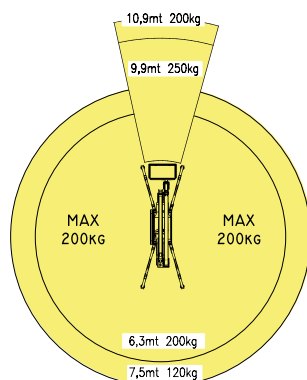
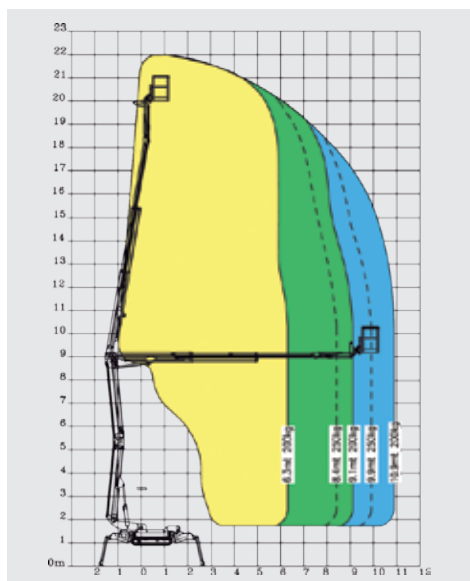
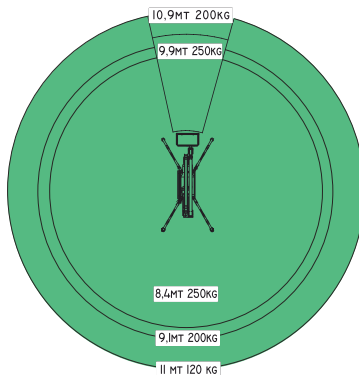
# SA22

SOLD & SERVICED  
IN THE UK & IRELAND BY

## snorkel UK

Vigo Centre, Birtley Road, Washington,  
Tyne & Wear, NE38 9DA, U.K.  
T: +44 (0)845 1400 758  
E: sales@snorkellifts.co.uk  
[www.snorkellifts.co.uk](http://www.snorkellifts.co.uk)

RUTHMANN Italia S.r.l.  
Via Santa Maria del Piano di Sotto 91  
47854 Montescudo (RN) - ITALY  
Phone. +39 0541 756872 - Fax +39 0541 729800  
info@ruthmann.it - www.ruthmann.it  
info@bluelift.it - www.bluelift.it



## Equipment standard

- Quickly removable aluminum basket
- Basket rotation
- i-Performing electric pump (patented) with auto Start/Stop system
- 230V power outlet in basket
- Radio remote control with interactive and multi-lingual display
- Track width adjusting system with independent axle
- Multi-area stabilizer setting (3 different set-up positions)
- Moment limiting device
- Automatic center position of turret
- Self Stabilizing system
- Automatic START & STOP of engines and RPM control
- Proportional and simultaneous electro-hydraulic controls
- Proportional track drive with hydraulic breaking system
- Double drive speed system with safety control
- Driving Lateral slope alarm with safety stop
- Driving possible with jib boom raised (with selector)
- Interblock outriggers/booms
- Emergency push-button with engine stop
- Simple Emergency lowering procedure
- Hand pump for the emergency lowering of platform
- Covers on outrigger cylinder's piston rod, oil tank and emergency controls
- Modem connection plug for diagnosis/software upgrading in remote
- Produced according to EN280 norm and international safety regulation

## Optional

- Air/Water tube
- Diesel engine HATZ 1850 with automatic RPM control and Automatic START & STOP
- 110V power
- Blue Lithium pack\*
- Blue Hybrid pack\*
- Asymmetric stability area
- Upper boom working angle - 20°
- No-marking crawlers
- Go-Home function
- Custom paint work

\*This option increase the overall weight of platform

Subject to change without notice

## SA22

Working height, max.	22 m
Horizontal outreach, max.	10,9 m/200 kg 9,9 m/250 kg
Basket capacity	250 kg
Basket dimension	1,3m x 0,7m x 1,1m
Turret rotation	340°
Overall weight	2990 kg
Travel speed	1,5 km/h
Gradeability, max.	28%
Combustion engine	Honda iGX
Electric motor	230V - 2,2 kW